


Data Sheet

Wacom Ink SDK for signature

*Easy electronic
signature
integration*

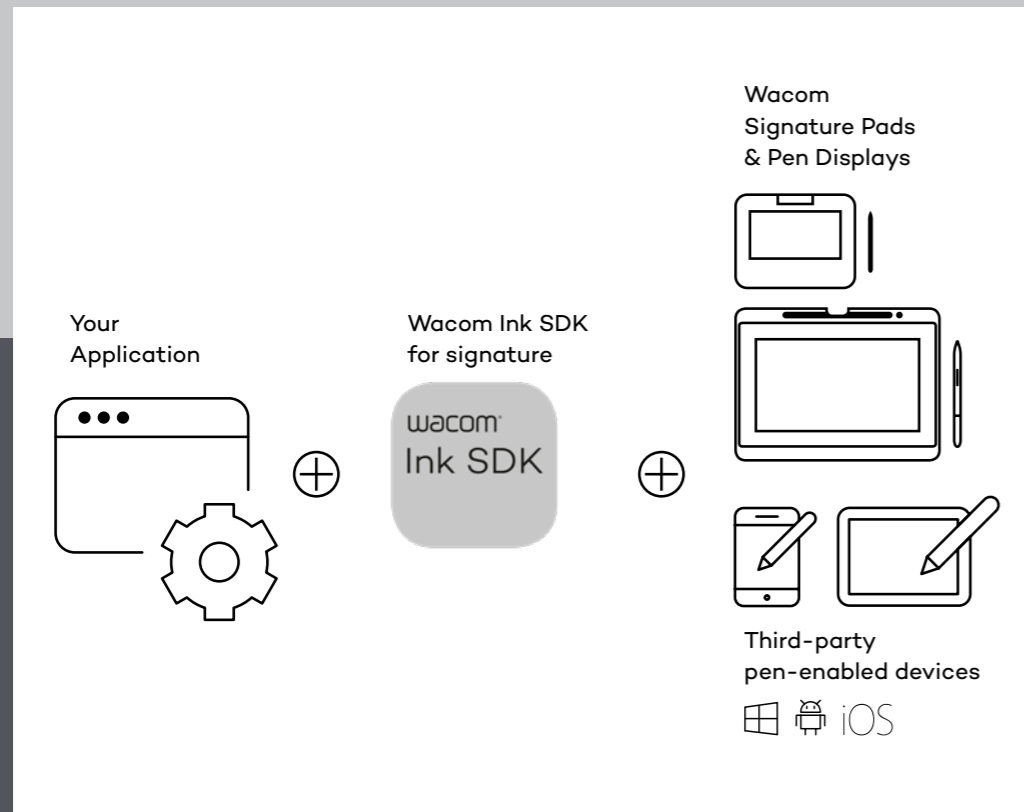
Enable biometrically-accurate handwritten
electronic signatures on Wacom and third-party
pen-enabled devices



WACOM® for Business

Capture handwritten signatures

On Wacom and third-party devices



The Wacom Ink SDK for Signature makes it easy to capture handwritten electronic signatures within applications accessed via Wacom and third-party pen-enabled devices.

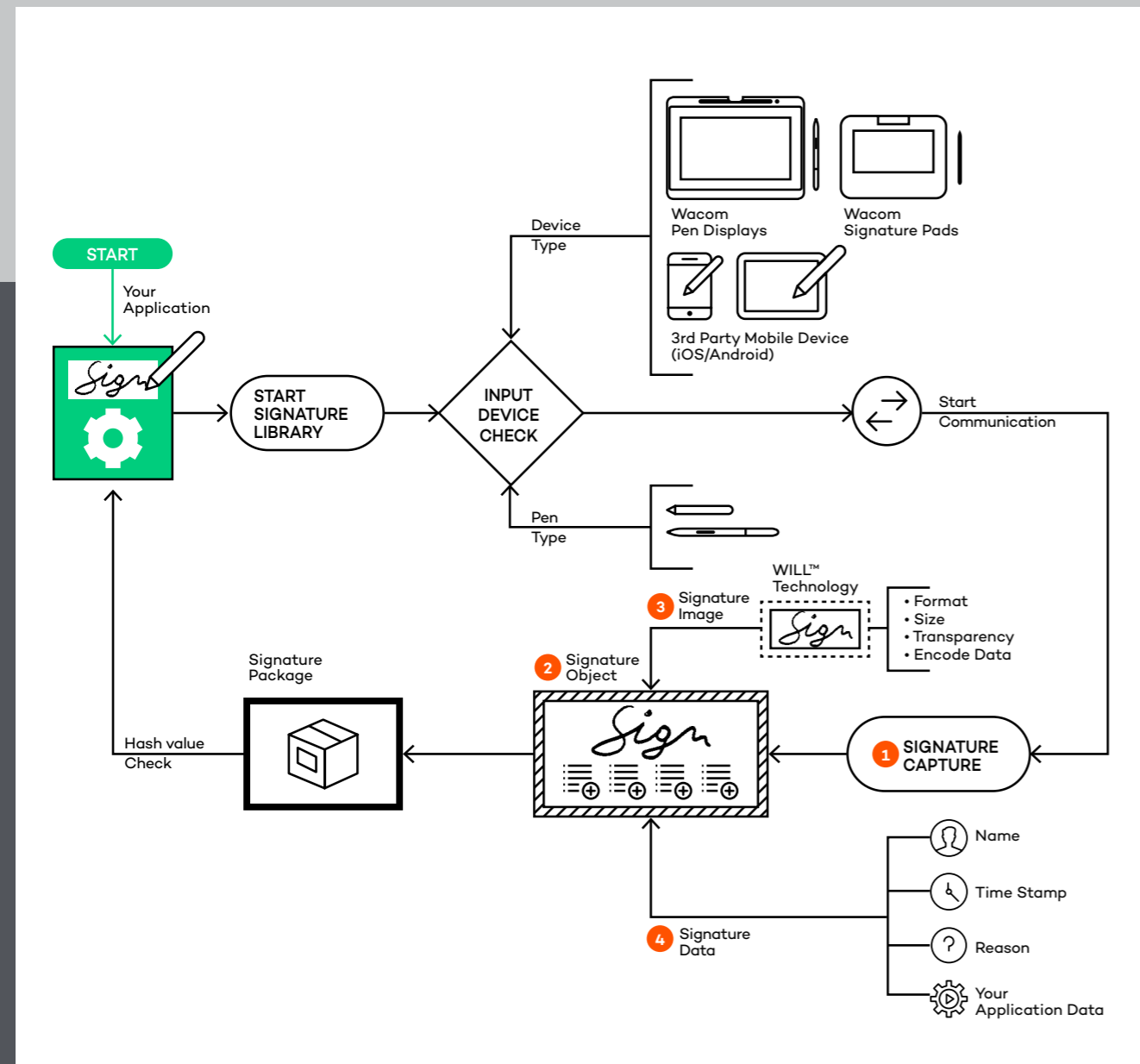
OVERVIEW

The Wacom Ink SDK for signature allows solution providers to easily integrate support for capturing biometrically-accurate handwritten electronic signatures on pen-enabled devices.

Specifically, the Wacom Ink SDK for signature provides the Signature Library used to capture handwritten signatures from a Wacom or third-party pen tablet/mobile device. The library simplifies the interaction with Wacom pen tablets and provides an API to manage and display the signatures. The SDK's basic functionality is available for free to use with Wacom devices running Windows. The paid, licensed version of the SDK includes enhanced features and can be used to enable Wacom digital ink on third-party devices running Windows, iOS and Android.

KEY BENEFITS

- **Straightforward integration:** The SDK is designed to make it easy for solution providers to integrate support for in-person handwritten electronic signatures into customer document workflows.
- **Biometric accuracy:** Each signature captures biometric information including pen position, pressure, inclination* and speed of movement which can be used for verification purposes.
- **Device flexibility:** Support for Wacom devices, third-party mobile devices running Android or iOS, and Microsoft Ink-enabled devices.
- **Platform-independence:** The signature data generated via the SDK can be shared between signature systems from different vendors.
- **Simplified compliance:** Optional built-in encryption of signatures stored in ISO or FSS (proprietary Wacom) format and rich data including, time stamp and location, supports fraud prevention for end customers.
- **Rapid ROI:** Digitizing pen and paper workflows using the SDK ensures ROI for end customers in the form of increased efficiency, faster processes and an enhanced customer experience.



Four key elements

Perfect signature workflows

HOW IT WORKS

The Wacom Ink SDK for signature consists of four key elements:

1 Signature Capture

An application using the Signature Library will provide a way of starting signature capture, for example by displaying a 'sign' button.

- The signature capture function isolates the application from the type of pen input device.
- The Signature Library detects the type of connected device and automatically runs the code needed to communicate with it.
- Regardless of the device, the Signature Library allows an application to use them in a common way.

A dialog is used so that the signing process can be independent of the underlying document to which the signature will be applied. For example, if the document view has been zoomed, the signature can still be captured in the normal way and then adjusted to fit into the document display area.

2 Signature Object

The Signature Library creates a Signature Object to hold a captured signature. A signature can be created by an application either in FSS, or ISO format as defined by the ISO/IEC 19794-7 standard. FSS signatures can be saved in binary or base64 text and store Wacom pen-generated biometric information that can be used to help verify the signature as genuine. ISO signatures can be saved in binary or XML form. For additional security, both file types can be optionally encrypted in compliance with the ISOIEC 19794-7 standard.

3 Signature Image

An API is provided to create a signature image from a Signature Object.

Options include:

- Image format (png/bmp etc)
- Image size
- Transparency
- EncodeData

The EncodeData option produces an image of the signature which contains the complete SignatureObject concealed in pixel attributes (using steganography), for example.

While the data is not immediately visible in the image, the API allows the Signature Object to be extracted. The object can then be used for further processing, such as extracting signature capture details.

4 Signature Data

Data is stored in the Signature Object in a proprietary format (FSS) or ISO (as described above), and an API is provided to extract parts of it:

- Name
- Reason
- Date time stamp
- Application-specific data

One type of application-specific data is the hash of a signed document. Before starting signature capture, the application can calculate a hash value for the document and include it in the signature data. Later, the PDF application can recalculate the hash and use the API to compare the new and saved values to determine whether any changes have been made since signing. The results can then be used to indicate the validity of a signature within the document.

For further information, please refer to the documentation at:
developer-docs.wacom.com



PRODUCT VERSIONS

The Wacom Ink SDK for signature is available in free and licensed versions:

Wacom Ink SDK for signature Enterprise requires a paid license, and is available for Windows, iOS and Android. It can be used with a wide range of Wacom and third-party pen enabled devices.

Wacom Ink SDK for signature Lite – This free Windows-only version has limited functionality and is available for use with Wacom devices only.

LICENSING





Wacom Ink SDK for signature Enterprise is available for solution providers to purchase on a per seat, per year basis.

The subscription includes:

- Unlimited number of commercial applications
- No application revenue limitations
- Premium Support

For a quote, please contact your Wacom for Business representative using the details on the next page.


Wacom Ink SDK for signature versions

Wacom Ink SDK	Hardware compatibility	SDK contains	Functionality
Wacom Ink SDK for signature Enterprise	For Wacom devices and third-party pen-enabled devices	<ul style="list-style-type: none"> • Signature library  • SigCaptX library  	Biometric signature, Encryption, ISO support, Full browser support
Wacom Ink SDK for signature Lite	For Wacom devices only	<ul style="list-style-type: none"> • Signature library lite  • SigCaptX library  	Biometric signature Full browser support

SigCaptX Note:

The Windows Signature Library is installed as ActiveX controls which can be used directly in Internet Explorer. Other browsers (Firefox/Chrome/Edge) do not support ActiveX and require an installation of the SigCaptX library.

More human



More digital



Japan (HQ)

For more information please contact:
Wacom Co., Ltd. · Sumitomo Fudosan Shinjuku Grand Tower 31F, 35F,
8-17-1 Nishi-Shinjuku, Shinjuku-ku, Tokyo 160-6131, Japan
vm-info@wacom.co.jp · 03-5337-6706



Americas

For more information please contact / Pour de plus amples informations,
veuillez contacter / Para obtener información adicional, póngase en contacto
con: Wacom Technology Corporation · 1455 NW Irving Street, Suite 800 |
Portland, OR 97209 USA
esign@wacom.com · 1-503-525-3100



Europe, Middle East and Africa

For more information please contact / Pour de plus amples informations,
veuillez contacter / Para obtener información adicional, póngase en contacto
con: Wacom Europe GmbH · Zollhof 11-15, 40221 Düsseldorf, Germany
solutions@wacom.eu · +49 211 385 48 0



China

For more information please contact:
Wacom China Corporation · 518, West Wing Office, China World Trade Center,
No. 1 Jianguomenwai Avenue, Chaoyang District, Beijing 100004, China
e-signature@wacom.com · 400-810-5460

Hong Kong

For more information please contact:
Wacom Hong Kong Ltd. · Unit 1610, 16/F, Exchange Tower, 33 Wang Chiu Road
Kowloon Bay, Hong Kong
e-signature@wacom.com · +852 2573 9322



Australia

For more information please contact:
Wacom Australia Pty. Ltd. · Ground floor, Building 1, 3 Richardson Place,
North Ryde, NSW, 2113, Australia
Contactapbs@Wacom.com · +61 2 9422 6730

Korea

For more information please contact:
Wacom Korea Co., Ltd. · Rm #1211, 12F, KGIT Sangam Center, 402 Worldcup
Bukro, Mapo-gu, Seoul 03925, Korea
Contactapbs@Wacom.com · 080-800-1231

Singapore

For more information please contact:
Wacom Singapore Pte. Ltd. · 5 Temasek Boulevard, #12-09, Suntec Tower Five,
Singapore 038985, Contactapbs@Wacom.com · (503) 525-3100

India

For more information please contact:
Wacom India Pvt. Ltd. · 426, Tower B, DLF Building Jasola District Centre,
Mathura Road, New Delhi 110025 India, Contactapbs@Wacom.com
Customer Support: 000-800-100-4159, +91-11-47239412

wacom.com/for-business

© 2021 Wacom Co., Ltd.